
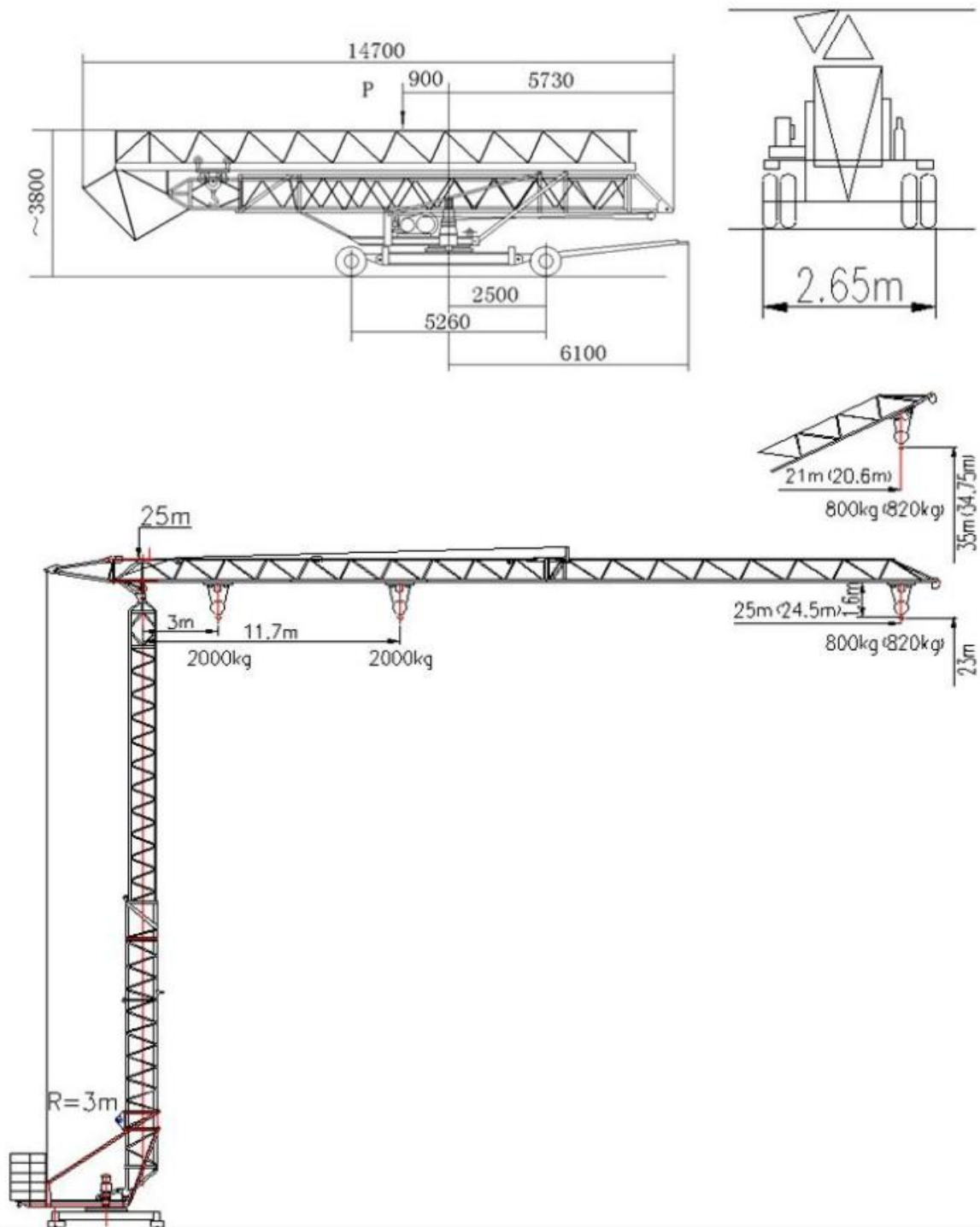




机构特性 Mechanisms specification					kw
起升 Hoisting		m/min	25	6.25	11/3
		t	1	2	
变幅 Trolleying		m/min	10/20		1.5/2.4
回转 Slewing		r/min	0~0.55		2.2
行走 Travelling		m/min	15		2X1.5
电源 Power Supply		380V50Hz/440V60Hz	kVA 供电容量 Power supply capacity		18kVA
主要性能参数 Main Specifications					
最大起重量 Maximum Hoisting Capacity	t	2		轨距/轴距 Gauge/Axial range	m 3.2/3.2
起重力矩 Hoisting Moment	t.m	23.54		自重 Self weight	t 10.5
最大起升高度 Maximum Hoisting Height	m	23/35 (水平臂/仰臂) 23/35 horizontal jib/elevating jib		平衡重 Balance weight	t 12.5

R(m)	11.7~3	12	14	16	18	20	22	24	25	
Q(kg)	2000	1941	1615	1397	1195	1052	937	840	800	21m 800kg

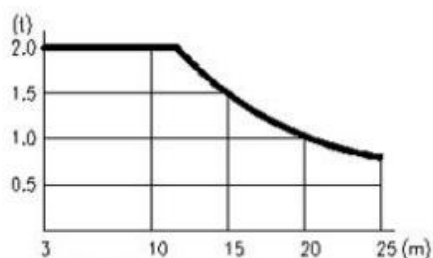
公路运输外形尺寸 Overall Dimensions of Highway Transportation



说明：该产品出口并采用集装箱运输时，为节省集装箱数量，参阅括号内参数，最大工作幅度为24.5m。

State: Transporting for export in container, so as to save container quantity, referring the parameter in the bracket, the Max. working radius is 24.5m.

载荷特性 Load diagrams



R(m)	3~11.7	12	13	14	15	16	17	18
Q(kg)	2000	1941	1764	1615	1487	1397	1280	1195
R(m)	19	20	21	22	23	24	24.5	25
Q(kg)	1120	1052	992	937	887	840	820	800